

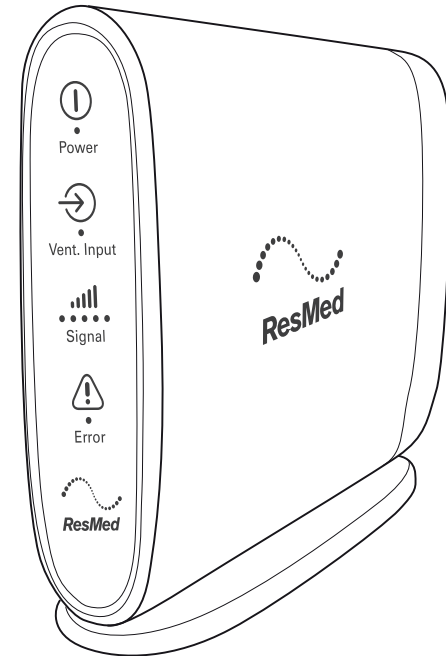
Setup instructions:

1. Plug in power. Power indicator light will be illuminated.
2. Plug the ventilator to the RCM via the USB cable provided.
The signal light will illuminate when communication is achieved.
If the error light is illuminated, contact your Home Care Provider.
3. Unplug the USB cable from ventilator.
4. Once you are unplugged, your ventilator is mobile.



ResMedConnectivityModule

For Astral and Stellar devices



ResMed Ltd

1 Elizabeth Macarthur Drive
Bella Vista NSW 2153
Australia

Distributed by

ResMed Corp 9001 Spectrum Center Boulevard San Diego CA 2123 USA
EC REP ResMed (UK) Ltd 96 Jubilee Ave Milton Park Abingdon
Oxfordshire OX14 4RW UK

See ResMed.com for other ResMed locations worldwide. AirView, Astral and Stellar are trademarks and/or registered trademarks of the ResMed family of companies. For patent and other intellectual property information, see ResMed.com/ip. © 2016 ResMed Ltd. 278185/2 2016-05

ResMed.com

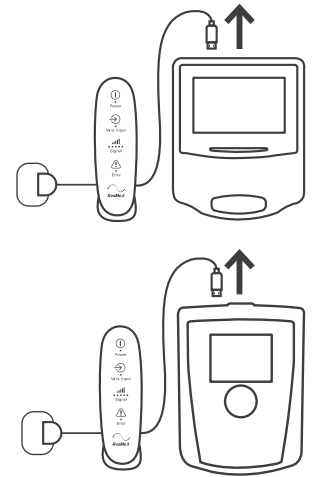
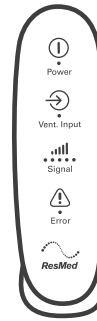
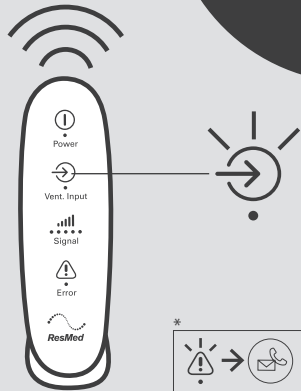
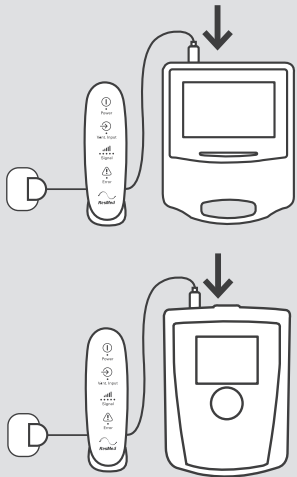
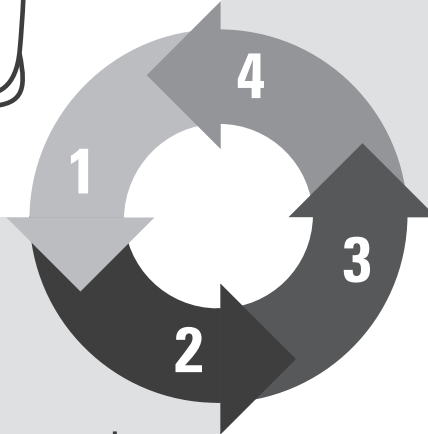
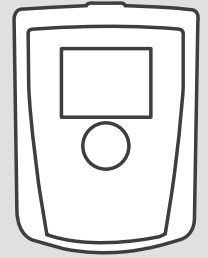
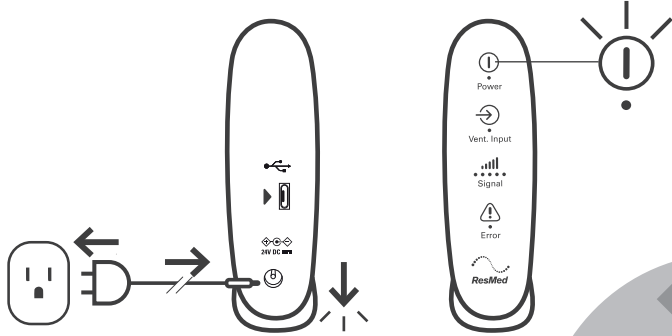


278185

Quick setup guide
(RCM1)

Rx Only

Read your entire RCM User Guide before use.



For Setup instructions refer to the next page